

# Magento Live

Europe | 2019

# PWA Studio

Start your own journey



experius



# Jordan Eisenburger

PWA Tech Lead



experius

# December 7th 2016

Magento ↔ AngularJS

# Homepage

# Time went by

- Magento Headless became the new buzzword
- PWA Studio was released
- And I didn't bother looking at it
- For a long time



experius

# Until January 2019

As a developer we wanted to work with  
new tech, so it was time for action

# We asked ourselves:

- Where do we start?
- Do we build something ourselves?
- Or do we use an existing solution?

So we created demo's of the most popular solutions



**Vue Storefront**



**Magento**<sup>®</sup>  
An Adobe Company



**DEITY  
FALCON**



# PWA Studio it is!

# So we had a game plan:

- Search the docs for a how to start guide
- Figure out the fallback system
- And create our own theme




experius

# Search the docs

Find a 'how to start' guide

# So we had a game plan:

- Search the docs for a how to start guide
  - Figure out the fallback system
  - And create our own theme
- Search the docs for a how to start guide 



experius

# Figure out the fallback system

It's still Magento right ?

# So we had a game plan:

- Search the docs for a how to start guide
- Figure out the fallback system
- And create our own theme

- Search the docs for a how to start guide 
- Figure out the fallback system 






experius

# Create our own theme



# So we had a game plan:

- Search the docs for a how to start guide
- Figure out the fallback system
- And create our own theme

- Search the docs for a how to start guide 
- Figure out the fallback system 
- And create our own theme 



# So we had 3 options

- Work directly inside the Venia storefront source
- Start from an empty folder
- Or create our own fallback system

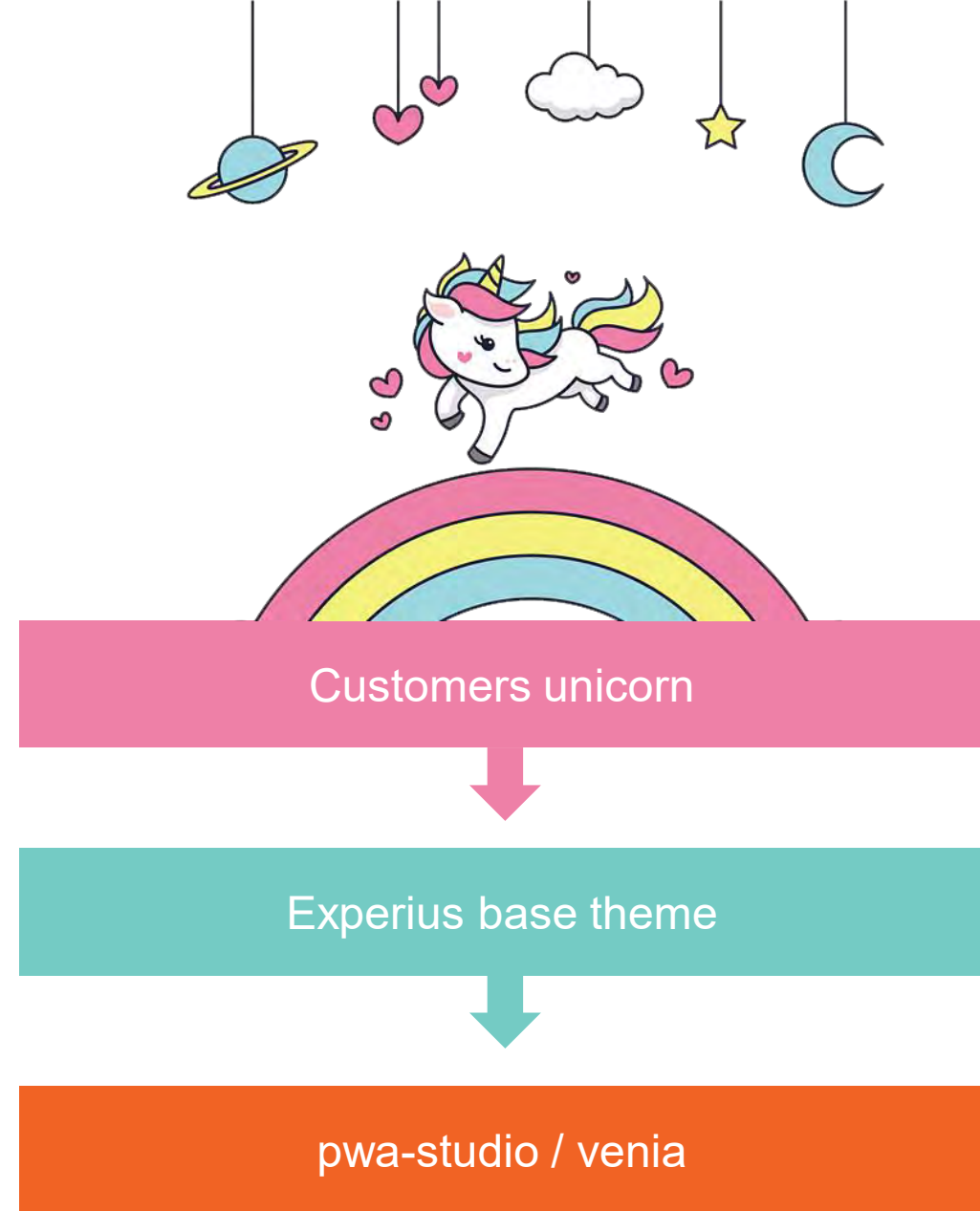


experius

# Create our own fallback system



# The concept

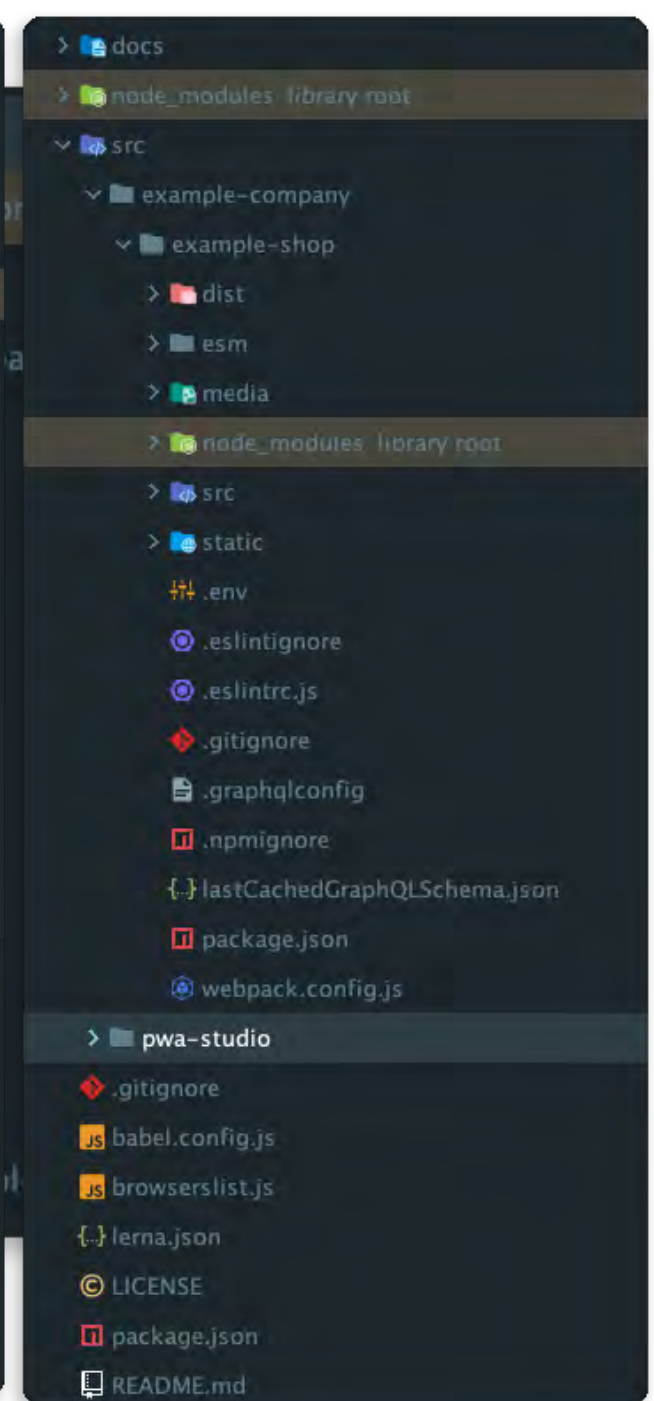
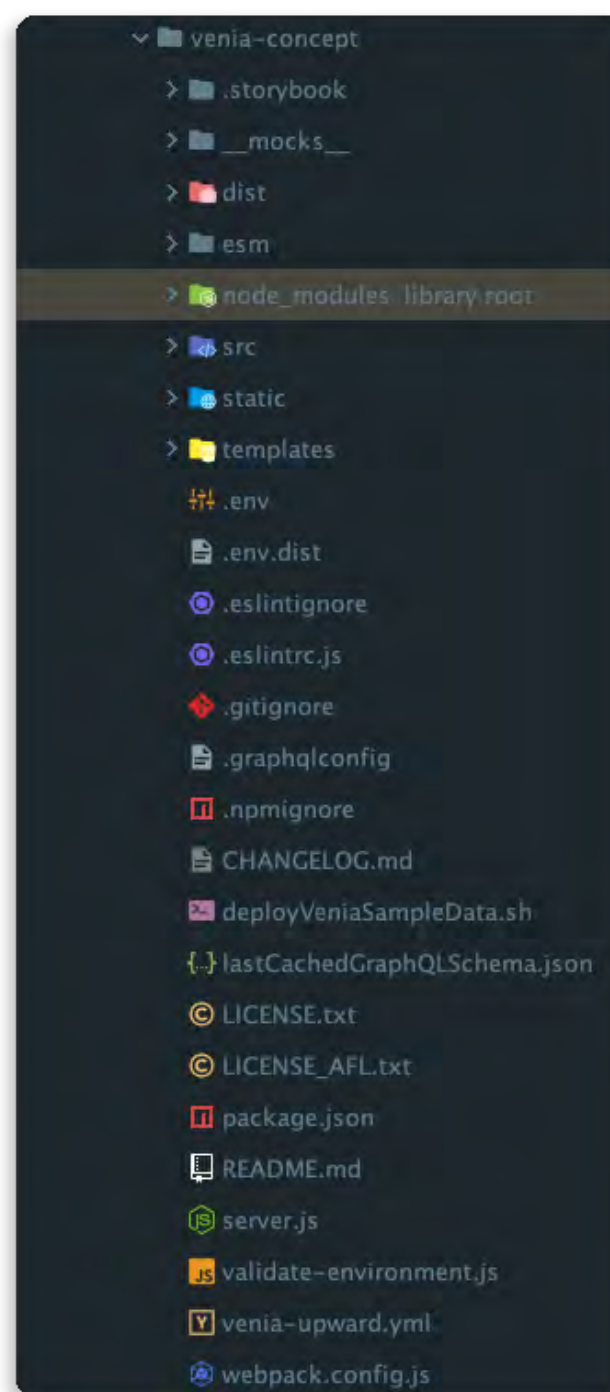




experius

# Show us some code!

# Folder structure





## SHOP BY CATEGORY



Bottoms



Tops



Accessories



Shop The  
Look



Dresses

### Your Account

Sign up and get access to our wonderful rewards program.

[inquiries@example.com](mailto:inquiries@example.com)

Need to email us? Use the address above and we'll respond as soon as possible.

### Live Chat

Mon – Fri: 5 a.m. – 10 p.m. PST

Sat – Sun: 6 a.m. – 9 p.m. PST

### Help Center

Get answers from our community online.

# Example shop

A custom react component on top of venia concept



## SHOP BY CATEGORY



Bottoms



Tops



Accessories



Shop The  
Look



Dresses

### Custom Example shop

this component is overwritten inside "example-shop" but the styling is still resolved from "venia-concept" because we don't need to change styling

### Your Account

Sign up and get access to our wonderful rewards program.

[inquiries@example.com](mailto:inquiries@example.com)

Need to email us? Use the address above and we'll respond as soon as possible.

### Live Chat

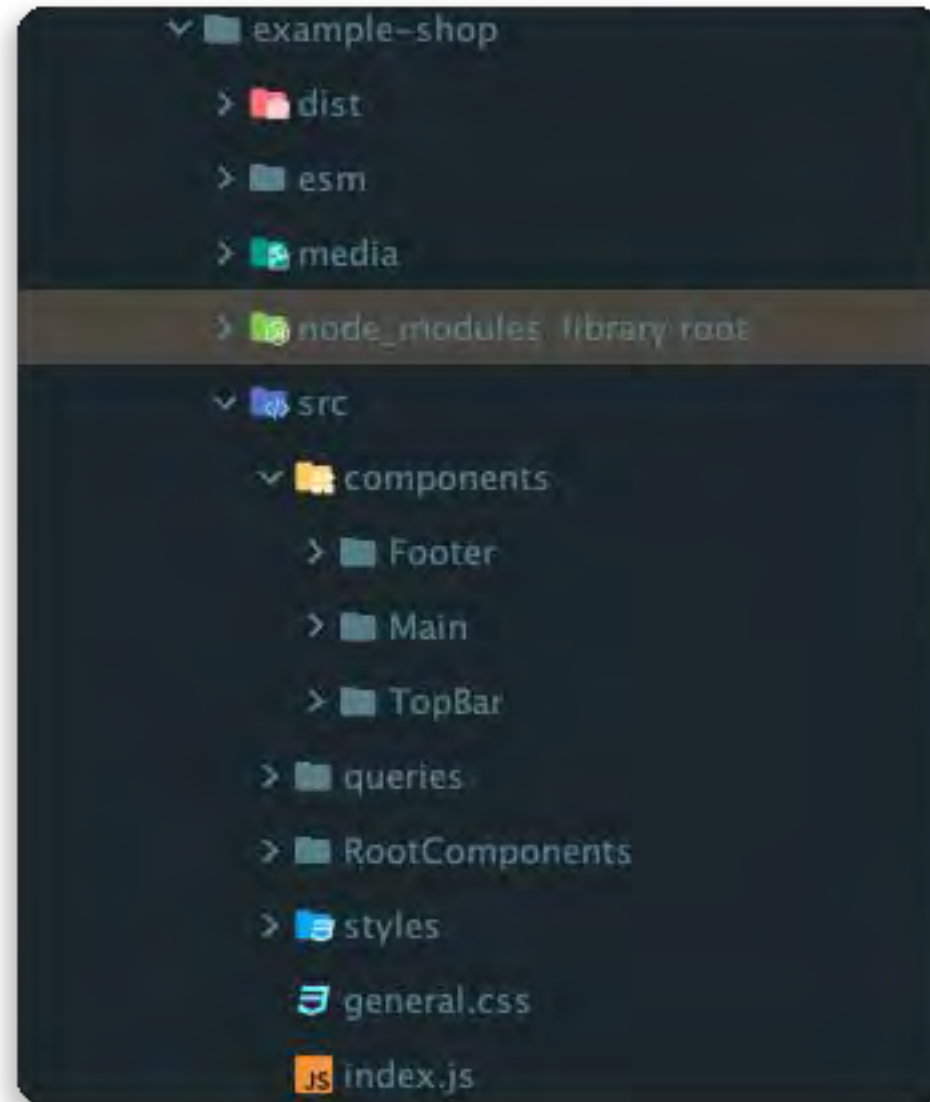
Mon - Fri: 5 a.m. - 10 p.m. PST

Sat - Sun: 6 a.m. - 9 p.m. PST

### Help Center

Get answers from our community online.

# Missing components







# Webpack

Example shop

```
const parentTheme = path.resolve(process.cwd() + '/../../pwa-studio/packages/venia-concept');
```

Venia

```
const validEnv = require('./validate-environment')(process.env);
```

Example shop

```
const validEnv = require(`${parentTheme}/validate-environment`)(process.env);
```



# Webpack

venia

```
const rootComponentsDirs = ['./src/RootComponents/'];
```

Example shop

```
const rootComponentsDirs = [  
  path.resolve(parentTheme, 'src/RootComponents/'),  
  './src/RootComponents/'  
];
```



# Webpack

venia

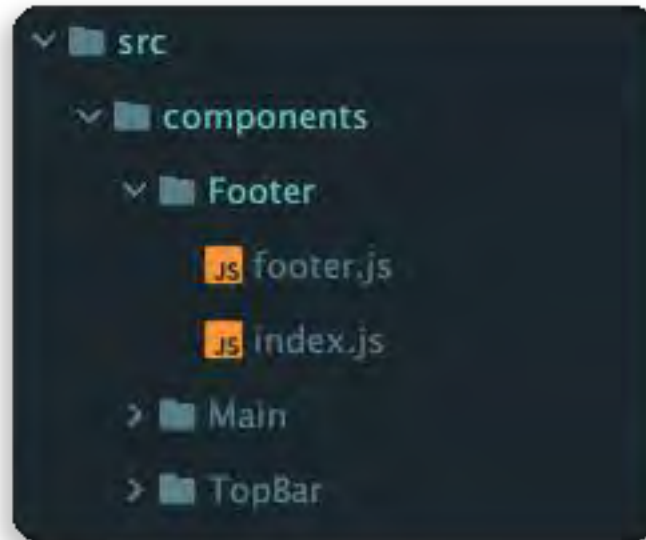
```
resolve: await MagentoResolver.configure({
  paths: {
    root: __dirname
  }
}),
```

Example shop

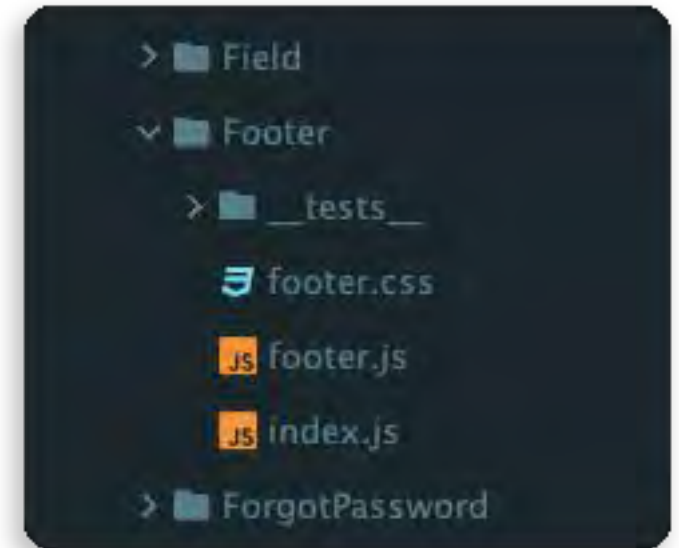
```
resolve: {
  modules: [__dirname, 'node_modules', parentTheme],
  mainFiles: ['index'],
  extensions: ['.mjs', '.js', '.json', '.graphql'],
  alias: {
    parentSrc: path.resolve(parentTheme, 'src'),
    parentComponents: path.resolve(parentTheme, 'src/components'),
    parentQueries: path.resolve(parentTheme, 'src/queries')
  }
},
```

# Component fallback

Example shop



Venia



# Footer Component

Venia

```
import defaultClasses from './footer.css';
```

Example shop

```
import defaultClasses from 'parentComponents/Footer/footer.css';
```

Webpack alias

```
parentComponents: path.resolve(parentTheme, 'src/components'),
```

# Main Component

```
import Footer from 'src/components/Footer';

import Header from 'parentComponents/Header';
import TopBar from 'src/components/TopBar';
import defaultClasses from 'parentComponents/Main/main.css';

class Main extends Component {

  .....

  render() {
    const { classes, props } = this;
    const { children } = props;

    return (
      <main className={classes.root}>
        <TopBar />
        <Header />
        <div className={classes.page}>{children}</div>
        <Footer />
      </main>
    );
  }
}

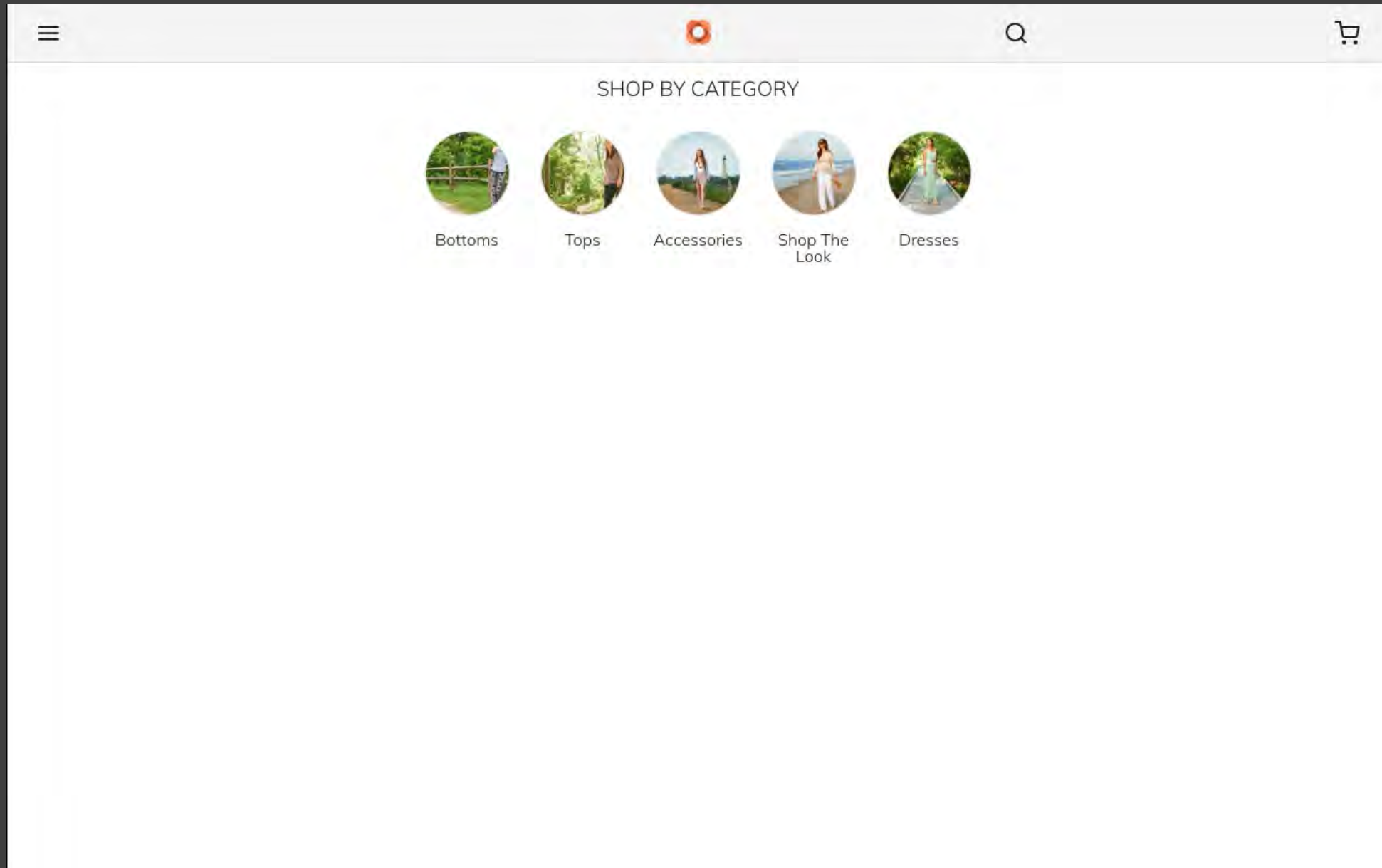
export default classify(defaultClasses)(Main);
```

# Index.js

```
import React from 'react';
import ReactDOM from 'react-dom';
import { setContext } from 'apollo-link-context';
import { Util } from '@magento/peregrine';

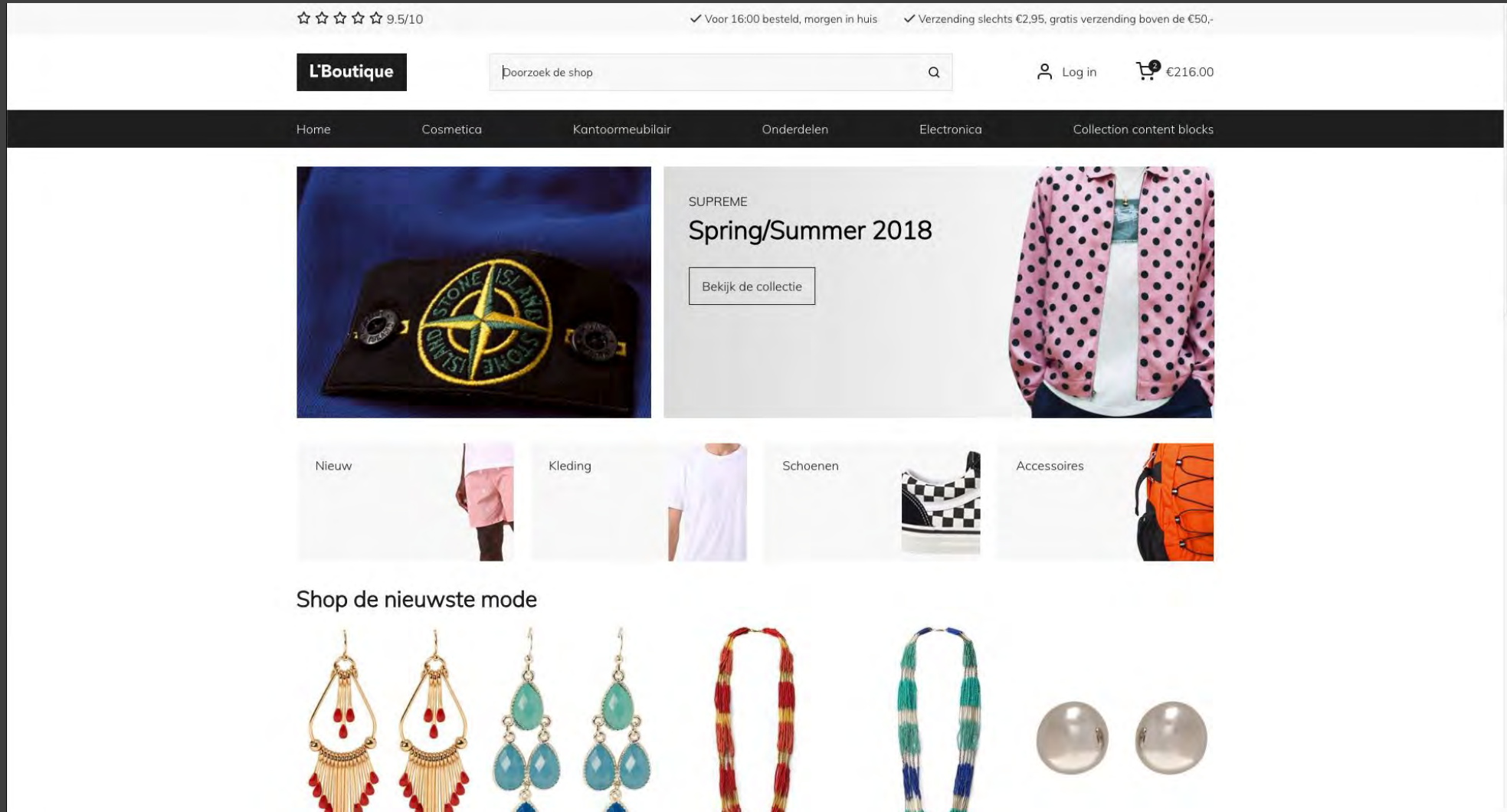
import { Adapter } from 'parentSrc/drivers';
import store from 'parentSrc/store';
import app from 'parentSrc/actions/app';
import App from 'parentComponents/App';
import 'parentSrc/index.css';
```

# Example Venia





# Example Custom theme





experius

# Fallback Studio



[/jordaneisenburger/fallback-studio](https://github.com/jordaneisenburger/fallback-studio)





experius

# Final note

Just get started

Come visit me at booth **#C19**



Adobe

# Questions?

# Magento **Live**

Europe | 2019